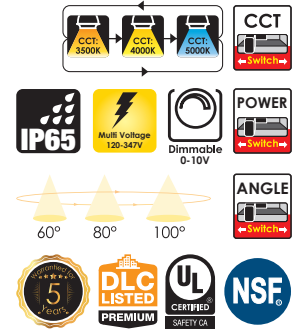
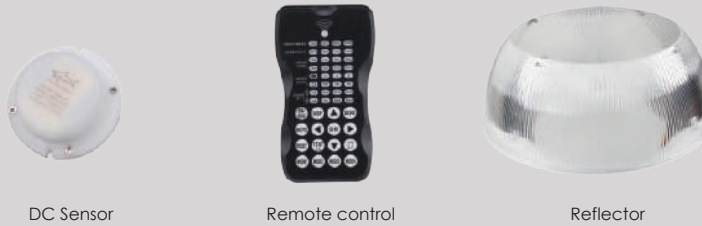


Project : _____
 Type : _____
 Drawn by : _____
 Catalogue No. : _____
 Date : _____



OPTIONS:



DC Sensor

Remote control

Reflector

Specifications

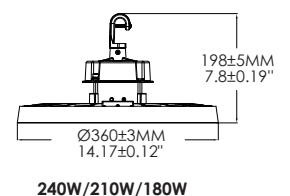
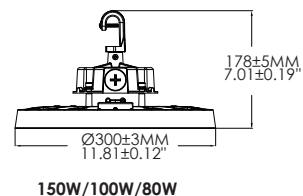
Model No.		<input type="checkbox"/> AST-HB26-150WS1B160/80/100C1-BH35/40/50WD	<input type="checkbox"/> AST-HB26-240WS1B160/80/100C1-BH35/40/50WD
General	Watts	150W/100W/80W ADJ	240W/210W/180W ADJ
	HID Equivalent	450W	720W
	Lumen	21100L/14100L/11300L	34000L/29600L/25400L
	CCT	3500K/4000K/5000K ADJ	3500K/4000K/5000K ADJ
	Volts	AC120-347V	AC120-347V
	CRI	>80	>80
	Beam Angel	60°/80°/100° ADJ	60°/80°/100° ADJ
Electrical	Hours Rated	50000hours	50000hours
	Operating Frequency	50/60Hz	50/60Hz
	Power Factor	>0.9	>0.9
	Surge Protection	Built-in surge protection-6KV	Built-in surge protection-6KV
Physical	Operating Temperature	-40°C(-40°F) TO 50°C(122°F)	-40°C(-40°F) TO 50°C(122°F)
	MOL	7.01in	7.8in
	MOD	11.81in	14.17in
	Lens Material	PC	PC
	Housing Color	Black	Black
	Weight (lbs)	6.61	9.03
Additional Information	Additional Info	CCT+Power+Beam Angle adjustable	CCT+Power+Beam Angle adjustable
	Warranty	5 Years	5 Years
Compliance	Safety Listing	cULus-listed	cULus-listed
	Location Rating	Wet	Wet
	Energy Star	No	No
	DLC Approved	Yes, 5.1 Premium	Yes, 5.1 Premium
	DLC ID	S-J2HHBQ	S-FVKSHZ

Features & Specifications


Construction	<ul style="list-style-type: none"> • Pure aluminum shell provides optimal heat dissipation. • Clear polycarbonate lens over LEDs provides a high light efficacy. • CCT and Power Select switches are inside the driver housing • 6' power cable and 6' dimming cable included in all luminaires • Integrated sensor receptacle makes for easy plug-and-play installation of microwave sensor. No wiring required. Sensor are sold separately.
Mounting	<ul style="list-style-type: none"> • Hook mount.
Performance Data	<ul style="list-style-type: none"> • 80+ CRI • Available in 3500K/4000K/5000K Adjustable • 60°/80°/100° Beam angle Adjustable • Electrical ratings: 120-347 VAC • Estimated life of over 50 000 hours to L70 • Sosen 0-10 V dimming driver. • 6kV surge protection (standard) • Operating temperature: -40°C to 50°C (-40°F to 122°F)
Compliances	<ul style="list-style-type: none"> • cULus certified for wet locations • IP65 • Meets NSF requirements (Splash Zone and Non Food Zone) • DLC Premium

Dimensions & Weights

Model	150W/100W/80W	240W/210W/180W
Diameter in.(cm)	11.81 (30)	14.17 (36)
Height in. (cm)	7.01 (17.8)	7.8 (19.8)
Net weight (lbs)	6.61	9.03



Product Details



Compatible Dimmers

Brand	Model
LUTON	NTSTV-DV
LEVITON	DS710-10Z / IP710
LEGRAND	RH4FBL3PW

Dimming range : 10%-100%

This table shows dimmers that have been tested and have demonstrated proper operation under normal conditions. Each installation being unique, various factors such as load, common neutrals or other electrical products on the circuit can, in certain instances, cause variance in system performance.

Read and comply to the dimmer installation instructions. Some dimmers may require more than one product for stable operation.

recommends to use dimmers designed to work with LED products. Older dimmers designed for incandescent products may cause erratic operation.

OCCUPANCY SENSORS

Part Number	Position	Volt (V)	Technology	Height (Ft)	DetectionArea (%)	Time setting (Min)	Light control(Lux)	IP rating	Temperature (C°)
UFO DC Sensor	External	12V-24V DC	Mircowave	40 (max)	20% ,50% ,75% 100% (1-8 M)	10s, 1min, 5min, 10min, 15min 20min, 30min, 60min	24H, 10LUX, 30LUX, 50LUX	IP65	-20°C~+60°C (-4°F~+140°F)

NOTE : Warm up time is 15 seconds.After that sensor connects input power first time,the light will keep on 15 seconds then go to dimming to work normally. Any other setting change by Remote Control

DEFAULT SETTING :

- Brightness : 100% ,
- Hold Time : 5 Min
- Stand-by Dim level : 30%
- Stand-by Time: 60 Min
- Sensivity : 100%
- Day Light : Off



Accessories (Order Separately)

Order Code	Compatible With
UFO DC Sensor	UHB23 150W - 300W UHB26 150W - 240W
Remote Control	UHB23 150W - 300W UHB26 150W - 240W
Reflector	UHB23 150W - 300W UHB26 150W - 240W



Lumen Details

Model No.:	Watts (W)	3500K					
		60°		80°		100°	
		Lumen Output (LM)	Efficiency (LM/W)	Lumen Output (LM)	Efficiency (LM/W)	Lumen Output (LM)	Efficiency (LM/W)
AST-HB26-150WS1B160/ 80/100C1-BH35/40/50WD	80W	10800LM	135	12240LM	153	10800LM	135
	100W	13500LM	135	15300LM	153	13500LM	135
	150W	20250LM	135	22950LM	153	20250LM	135
AST-HB26-240WS1B160/ 80/100C1-BH35/40/50WD	180W	24300LM	135	27900LM	155	24300LM	135
	210W	28350LM	135	32550LM	155	28350LM	135
	240W	32400LM	135	37200LM	155	32400LM	135
4000K							
AST-HB26-150WS1B160/ 80/100C1-BH35/40/50WD	80W	12000LM	150	13600LM	170	12000LM	150
	100W	15000LM	150	17000LM	170	15000LM	150
	150W	22500LM	150	25500LM	170	22500LM	150
AST-HB26-240WS1B160/ 80/100C1-BH35/40/50WD	180W	27000LM	150	30600LM	170	27180LM	151
	210W	31500LM	150	35700LM	170	31710LM	151
	240W	36000LM	150	40800LM	170	36240LM	151
5000K							
AST-HB26-150WS1B160/ 80/100C1-BH35/40/50WD	80W	11040LM	138	12800LM	160	11300LM	141
	100W	13800LM	138	16000LM	160	14100LM	141
	150W	20700LM	138	24000LM	160	21100LM	141
AST-HB26-240WS1B160/ 80/100C1-BH35/40/50WD	180W	25200LM	140	28800LM	161	25400LM	141
	210W	29400LM	140	33810LM	161	29600LM	141
	240W	33600LM	140	38640LM	161	34000LM	141



Data is based upon tests performed in a controlled environment. Actual performance can vary depending on operating conditions. All products are subject to change or may be discontinued any time without notice. Please contact your Votatec customer service representative to confirm inventory levels at time of order

