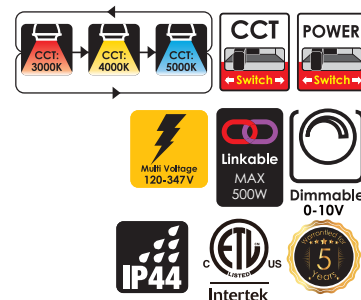


Project : _____
 Type : _____
 Drawn by : _____
 Catalogue No. : _____
 Date : _____



Specifications


Model No.		<input type="checkbox"/> WS90-4FT347-3CCT	<input type="checkbox"/> WS150-8FT347-3CCT
General	Size	4 ft	8 ft
	Watts	60W/70W/80W/90W	105W/120W/135W/150W
	Lumen	7800lm/9100lm/10400lm/11700lm	13650lm/15600lm/17550m/19500lm
	CCT	3000K/4000K/5000K ADJ	3000K/4000K/5000K ADJ
	Volts	AC120-347V	AC120-347V
	CRI	>80	>80
	Beam Angel	360degree	360degree
	Hours Rated	50000 hours	50000 hours
Electrical	Operating Frequency	50-60Hz	50-60Hz
	Power factor	>0.9	>0.9
	Operating Position	Both Horizontal&Vertical	Both Horizontal&Vertical
	Surge Protection	Built-in surge protection-4KV	Built-in surge protection-4KV
Physical	Operating Temperature	-40°C(-40°F) TO 50°C(122°F)	-40°C(-40°F) TO 50°C(122°F)
	Lens Material	Plastic	Plastic
	Housing Color	White	White
Additional Information	Weight (Kg)	2.7KG	2.7KG
	Additional Info	CCT+Power adjustable	CCT+Power adjustable
	Rated For Enclosed Fixture	Yes	Yes
	Warranty	5 years	5 years
Compliance	Safety Listing	cULus-Listed	cULus-Listed
	Location Rating	Damp	Damp
	Energy Star	No	No
	DLC Approved	No	No
	DLC ID	No	No

Features & Specifications

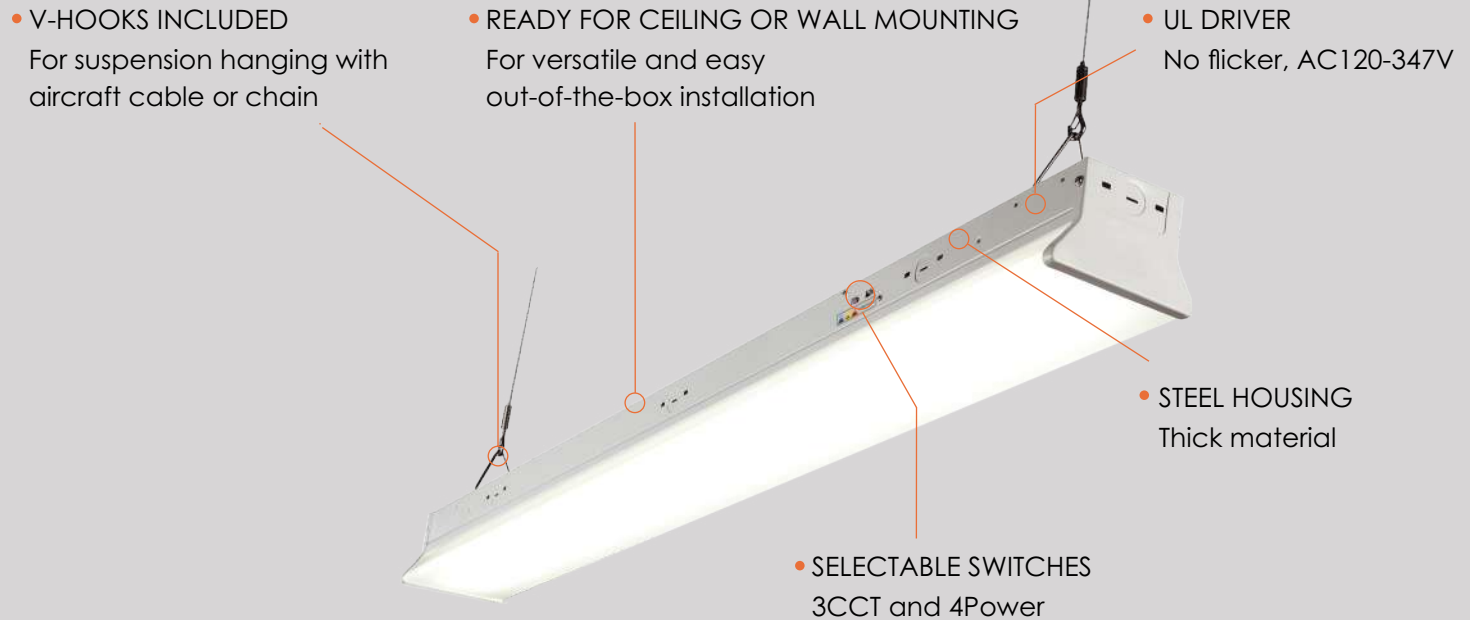
Construction	<ul style="list-style-type: none"> • Long maintenance-free life, several color temperatures, lumen outputs and lengths • Available in 4' or 8' lengths • Ideal for use in commercial, retail, office, warehouse, and display applications
Mounting	<ul style="list-style-type: none"> • Available for ceiling or wall mounting • Easy suspension hanging with aircraft cable or chain
Performance Data	<ul style="list-style-type: none"> • Available in 2700k/3000k/3500k/4000k/5000k selectable color temperature • 90+ CRI • Electrical ratings: 120V • Estimated life of over 100 000 hours to L70 • 0-10V dimmable • 2.5kV surge protection (standard) • Operating temperature: -20°C /-4°F to 40°C/104°F
Compliances	<ul style="list-style-type: none"> • cETL certified • Damp locations IP44

Dimensions & Weights

Model No.	WS90-4FT347-3CCT	WS150-8FT347-3CCT
L (inches/mm)	48" (1220mm)	96" (2440mm)
W (inches/mm)	4.72" (120mm)	4.72" (120mm)
H (inches/mm)	3.5" (89mm)	3.5" (89mm)
Weights (kg/lbs)	2.75kg/6.06lbs	5kg/11.02lbs



Product Details



Compatible Dimmers

Brand	Model
LUTON	NTSTV-DV
LEVITON	DS710-10Z / IP710
LEGRAND	RH4FBL3PW

Dimming range : 10%-100%


This table shows dimmers that have been tested and have demonstrated proper operation under normal conditions. Each installation being unique, various factors such as load, common neutrals performance.

Read and comply to the dimmer installation instructions. Some dimmers may require more than one product for stable operation.


recommends to use dimmers designed to work with LED products. Older dimmers designed for incandescent products may cause erratic operation.

Accessories

Order Code	Compatible with	Order Option
Linkable accessories	RDS-WS90 RDS-WS150	Order seperately
V-hook, Half round fitting Wire cap and screws	RDS-WS90 RDS-WS150	Included



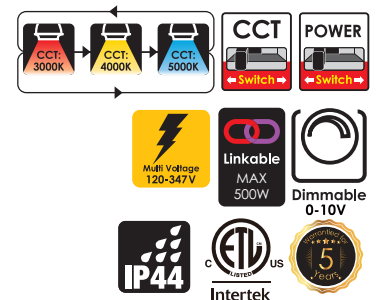
Linkable accessories



v-hook
Half round fitting Wire cap and screws

Lumen Details

Model No.	Watts (w)	3000K		4000K		5000K	
		Lumen Output (LM)	Efficiency (LM/W)	Lumen Output (LM)	Efficiency (LM/W)	Lumen Output (LM)	Efficiency (LM/W)
ECS40-4FT347-3CCT	60W	7800LM	130	8400LM	140	8100LM	135
	70W	9100LM	130	9800LM	140	9450LM	135
	80W	10400LM	130	11200LM	140	10800LM	135
	90W	11700LM	130	12600LM	140	12150LM	135
ECS80-8FT347-3CCT	105W	13650LM	130	14700LM	140	14175LM	135
	120W	15600LM	130	16800LM	140	16200LM	135
	135W	17550LM	130	18900LM	140	18225LM	135
	150W	19500LM	130	21000LM	140	20250LM	135



Data is based upon tests performed in a controlled environment. Actual performance can vary depending on operating conditions. All products are subject to change or may be discontinued any time without notice. Please contact your Votatec customer service representative to confirm inventory levels at time of order

